



# DEINES

•CUSTOM DOOR•





# *"Distinctive Doors For Distinguished Homes"*

## ABOUT OUR DOORS

Deines Custom Door has supplied the Rocky Mountain region with high-quality interior and exterior doors since 1989. All custom doors are built and prehung to your specifications at our facility in Fort Collins, Colorado.

A wide variety of premade and made to order doors from other suppliers is also available to complement the style of your project -- from rustic to contemporary and to accomodate any budget.



315 Hickory Street  
Fort Collins, Colorado 80524

Office 970-482-4806  
Fax 970-482-7996

info@deinescustomdoor.com  
www.deinescustomdoor.com



## CUSTOM DOORS

We build quality into our doors every step of the way. All material is hand-selected for color and characteristics.

Stiles have engineered cores to virtually prevent warpage. The skins on the cores are 3/16" thick - far beefier than any veneer.

Exterior door panels are triple-layered for maximum insulating value. All exterior doors are assembled with Type 3 waterproof adhesives.

## PREMADE DOOR SUPPLIERS

We have numerous door lines at our disposal and are happy to compare suppliers for you to find you the best price and lead time for your project.

Our complete door shop will prehang your door to your specifications and offer help in selecting everything from hinge type and color, to wood species for your jambs. Our craftsmen are skilled in building complete entry door systems with sidelights and transoms.

## SUPPLIERS

Simpson Door  
Tru-Stile  
Masonite

Buffelen  
Thermatru  
Woodgrain

Doormerica  
Lynden



## ENTRY DOOR SELECTOR

Here's some help to get started with choosing an entry door.

First, decide on the type of style that fits your home. Is it more rustic, contemporary, or traditional, for example. The following pages will help break down the options for each style, providing recommendations for wood types and profiles.

Have a style in mind that you don't see in here? No problem, we can work with you to create a custom door drawing that reflects your vision.

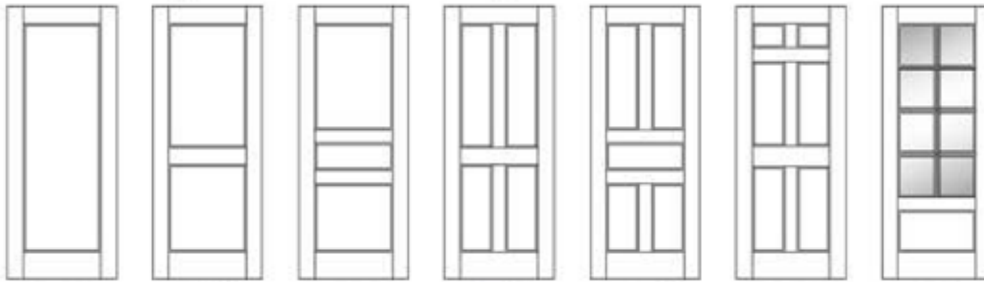
# ENTRY DOORS



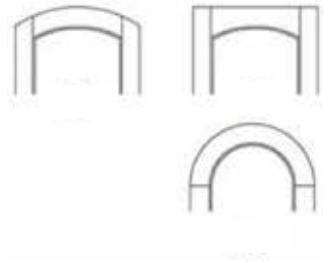
# TRADITIONAL

Timeless elegance with attention paid to proportion and scale, these Traditional doors complement many home styles.

## 1. Choose your door style

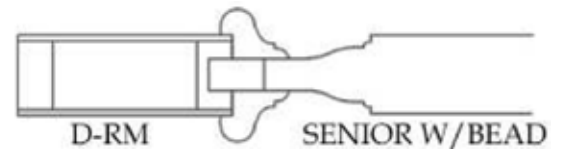
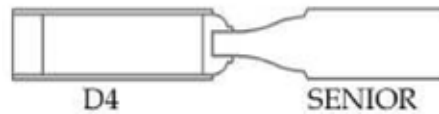


Arched tops also available:



## 2. Select a profile

Recommended  
Traditional Profiles:



## 3. Select a wood type

Recommended  
Traditional Profiles:



Superior Alder



Cherry

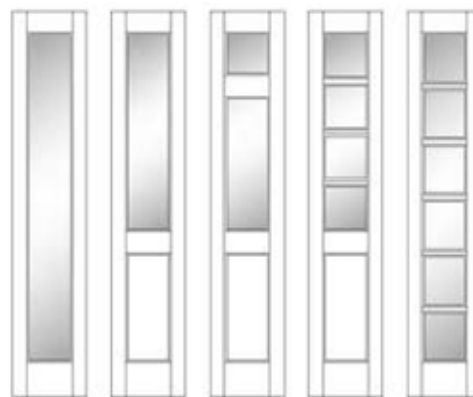


Select Walnut

## 4. Complete the Look



FA Common Arch



SL100

SL101L

SL202

SL401

SL600




TR200 Door with FS Arch,  
SL101L Sidelights, and custom glass

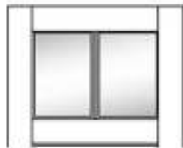
# CRAFTSMAN

Symmetry and simple lines make up our Craftsman inspired collection of doors

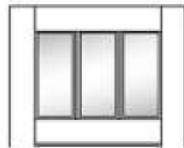
## 1. Choose your door style




1 Lite




2 Lite



3 Lite




4 lite




6 lite



1 Panel



2 Panel



3 Panel

C204

C303

Check out our new  
Catalog for more info on  
Door Styles.

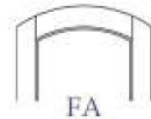
See Catalog



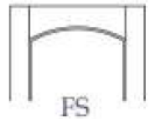
Arched tops also available:



RA



FA



FS

## 2. Select a profile

Recommended Traditional Profiles:



DSQUARE



Flat Panel



D7



Scoop Panel



### 3. Select a wood type

Recommended Craftsman Wood Types:



Fir

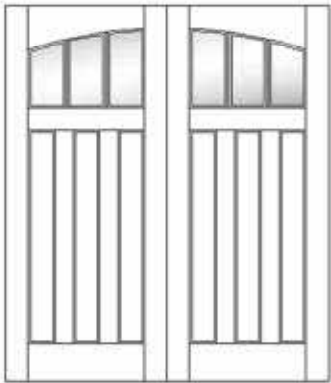


Superior Alder

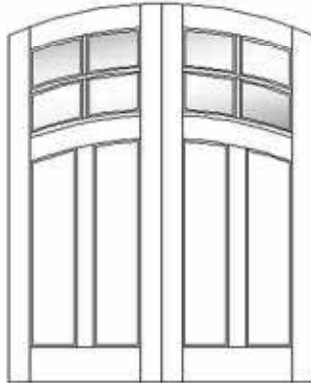


Knotty Alder

### 4. Complete the Look



C340 with an  
FS Common Arch



C430 with an  
FA Common Arch

Sidelights



SL100



SL220

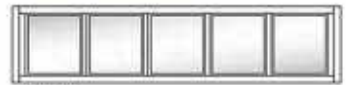


SL220G




SL210

Transoms



T500



T400



T200



T100



C340 with  
Custom Sidelights



6 lite door



C420 with  
V-Groove Panel



C620 with SL100 Sidelights

# RUSTIC

Displaying a feel of old world charm, our rustic door collection can provide warmth and richness to any entrance.


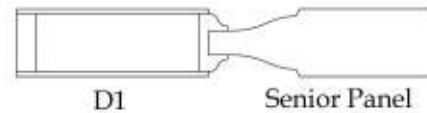

## 1. Choose your door style

Arched tops also available:



## 2. Select a profile

Recommended Rustic Profiles:



\*Note: V-Grooves or Saw Kerfs are optional  
For a unique, handmade look, distressing can be applied to panels.



R200 Door, custom transom, peep window and grill

R200 Door with FA Arch and V-Groove Panels

R200 Double Doors with V-Groove Panels and SL100 Sidelights



### 3. Select a wood type

Recommended Rustic Wood Types:



Character Oak



Rustic Walnut



Knotty Alder

### 4. Complete the Look




A number of accessories can create a more rustic look such as iron grills, hinge straps, or clavos.

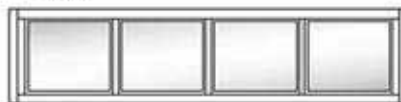
We supply a variety of options from different manufacturers including the ones shown here from PH Door Decor.



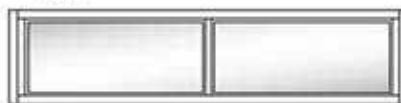
Transoms:



T500



T400




T200



T100

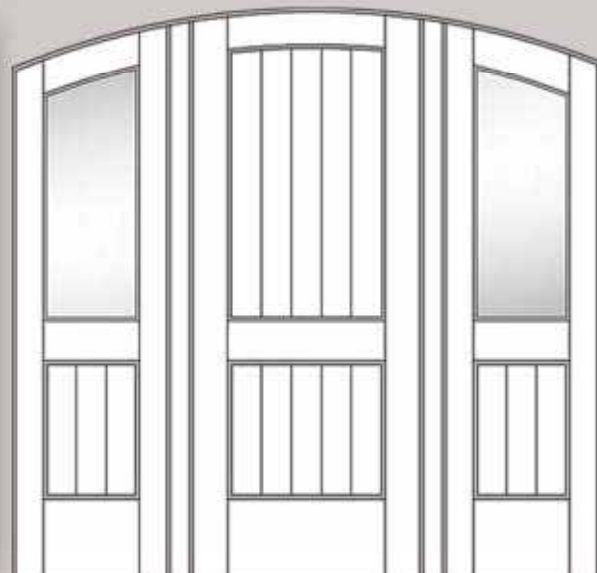
Sidelights:



Doors with FA arch, custom sidelights and transom.



Door with V-Groove Panel

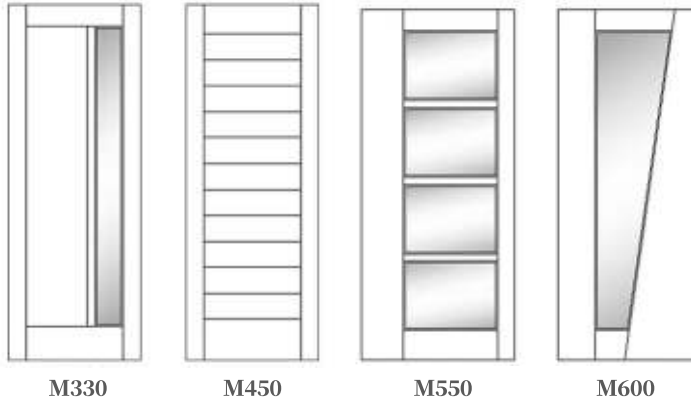


Door with V-groove panels, FA arch, & Sidelights

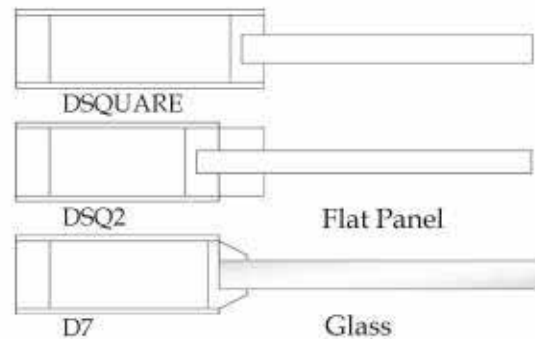
# MODERN

Bold and innovative, these modern entranceways help your home make a statement.

## 1. Choose your door style



Glass can be substituted for any panel



## 2. Select a profile



Door with Sidelights



### 3. Select a wood type

Recommended  
Modern Wood Types




African Mahogany



Superior MDF

### 4. Complete the Look




T100

A modern look is best achieved with simple, linear lines.

A full light sidelight and/or transom complement many of these door designs.



SL100



SL1000




M550 with Glass



M890

# PANEL DOOR STYLES



Check out our new  
Catalog for more info on  
Door Styles.

[See Catalog](#)


Here are a  
selection of  
popular  
paneled  
door styles.

They can be  
used for  
both interior  
and exterior  
doors.





# PROFILES



D1



D3



D4



D-SQ



D7



D-RM



D-AM



D-SQ2

D-SQ/SCOOP PANEL



D7/FLAT PANEL



D-SQ/CHAMFER  
PANEL W/V-GROOVES



D4/SENIOR PANEL

# PANELS

## 3/4" Panels

For 1-3/8" Thick Interior Doors



FLAT



SCOOP



RP-4




CHAMPFER



RP-1

## 1-1/2" or 2" Panels

For 1-3/4" and 2-1/4" Thick Interior or Exterior Doors



SCOOP



RP-2



SENIOR



SENIOR W/ BEAD



D-SQ PROFILE/SQUARE PANEL




REVERSE



BEAD



SCOOP W/HIP



SQUARE W/SAW KERFS



CHAMPFER W/V-GROOVES

D7 PROFILE/  
CHAMPFER PANEL  
W/V-GROOVES



D4 PROFILE/RP-2 PANEL





Deines Custom Door  
315 Hickory Street  
Ft. Collins, CO 80524

info@deinescustomdoor.com  
Ph: (970)482-4806  
F: (970)482-7996

[www.deinescustomdoor.com](http://www.deinescustomdoor.com)

